



MyChart Flu Shot

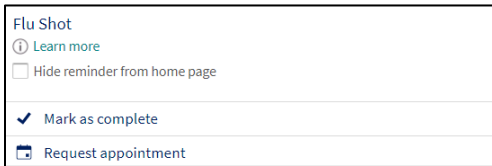
Epic

You can document receiving your Flu vaccination in MyChart.

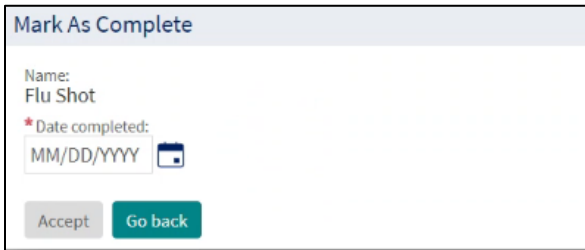
1. Login to your MyChart account.



4. Find the Flu Shot Card. You may need to scroll up or down to locate it.

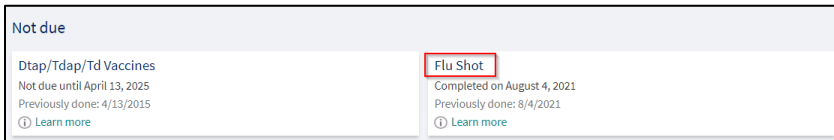


6. Enter the *date* you received the flu vaccine.



7. Click **Accept**.

8. Refresh your screen. The Flu Shot card will now display in the **Not Due** section with the completion date documented.



MyChart® is a registered trademark of Epic Systems Corporation.